



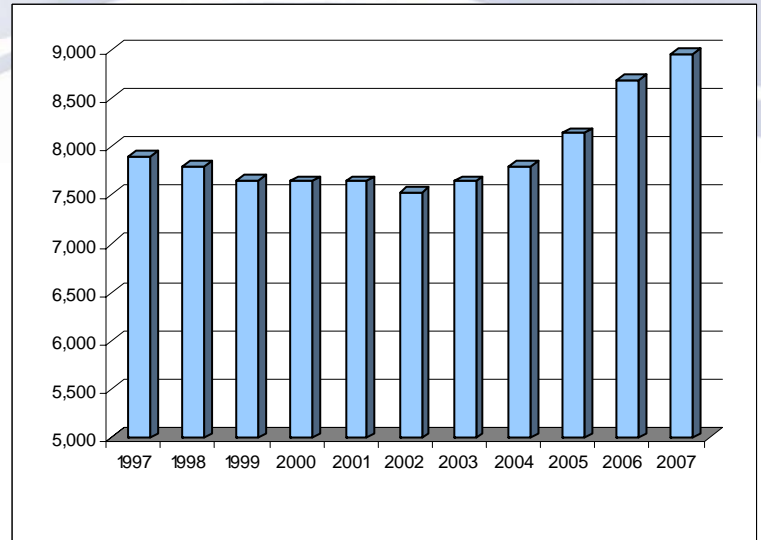
Valley County

August 2008

Work Force Trends

Population

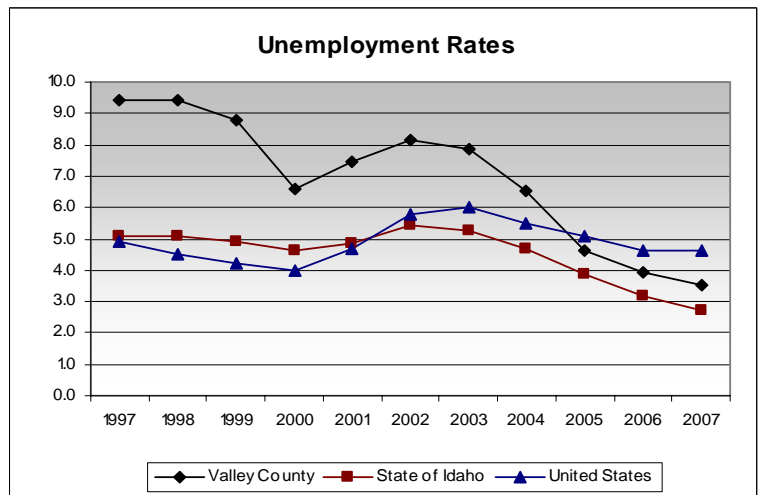
Valley County is the 30th most populous county among Idaho's 44 counties. After a brief period of declining population in 2002, more than 1,400 new full time residents have moved to Valley County since then, a growth rate of 18.9 percent. At various times of the year there seems to be many more people in the county than the population figures indicate as the number of well-off second homeowners have risen. In addition, the robust construction activity fueled by Tamarack Resort and its land buyers and investors has contributed to a large number of construction workers from out of the area living in Valley County while working on the myriad of construction projects. The weekends are also very busy as hundreds of people flock to the area from Ada and Canyon counties to take advantage of the multitude of recreational opportunities available in Valley County in every season.



Labor Force & Employment

The county's civilian labor force experienced an increase over the 10-year period of 1997 to 2007 growing by 1,056 people up from 1996 to 2006's growth of 824 people and up from the 10-year increase of 627 from 1995 to 2005. The 1,056 person increase was a growth rate of 25.1 percent. Similar to the population of Valley County, it seems the labor force has increased much more than it has but many of the people working in Valley County don't call it their home, and are therefore not counted in the labor force. Over the last 10 years the average annual unemployment rate has fluctuated from a high of 9.4 percent in 1997 and 1998, to consecutive years of full employment at the commonly accepted level of below four percent coming in at 3.8 percent in 2006 and 3.6 percent in 2007.

The growth of Valley County nonfarm payroll jobs slowed in 2007. The beginning of the year started off okay but by early summer things began to slow down. Construction which had been driving much of the job creation only added nine jobs in 2007 as the slowing national economy and problems at

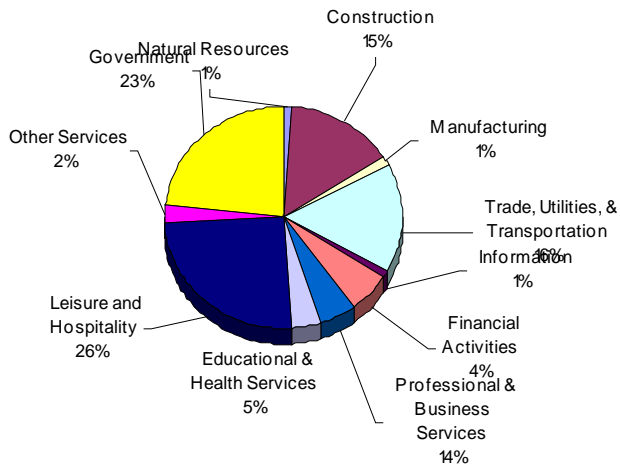


Tamarack Resort essentially brought building activity to a halt. These factors were subsequently felt in other industries such as financial activities which lost 23 jobs during the year. Most other industries managed to eek out job gains albeit at a much slower pace than the previous three years. Valley county continued to add jobs in tourism related industries at a slower pace however as leisure and hospitality only added 17 jobs in 2007 down from a 100 job gain in 2006. Normally not a big job creator, government agencies added more jobs than the two driving industries did in 2007 coming in at an increase of 20 new jobs, as the bad fire season created a need for some additional personnel.

Labor Force	July 2007	July 2008
Civilian Labor Force	6,059	6,125
Total Employment	5,933	5,843
Unemployed	126	282
% of Labor Force Unemployed	2.1	4.6
State of Idaho % Unemployed	2.7	4.1
U.S. % Unemployed	4.7	5.7

Labor Force	1997	1998	1999	2000	2001	2002	2003	2004	2005	2006	2007
Civilian Labor Force	4,209	4,155	4,044	4,116	4,033	4,001	4,001	4,217	4,645	4,930	5,270
Unemployment	397	391	355	272	301	326	315	276	214	194	186
% of Labor Force Unemployed	9.4	9.4	8.8	6.6	7.5	8.1	7.9	6.5	4.6	3.9	3.5
Employment	3,812	3,764	3,689	3,844	3,733	3,675	3,686	3,942	4,431	4,736	5,084

Nonfarm Payroll Jobs for 2007



Major Employers

Ridley's
Cascade School District
City of McCall
Tamarack Resort
McCall-Donnelly School District
McCall Memorial Hospital
Franklin Building Supply Co
Cascade Hospital
US Department of Agriculture - Forest Service
Valley County

Occupational Wages*

Occupation	Starting Wage
Maintenance Worker	\$10.50
Cashier	\$9.00
Mechanic	\$18.50
Retail Salesperson	\$12.00
Construction Laborer	\$14.25
Cook	\$9.00
Grounds Maintenance	\$10.00
Truck Driver	\$15.25
Equipment Operator	\$16.50
Maid/Housecleaner	\$9.25
Receptionist/Front Desk Attendant	\$9.19
Waiter/Waitress	\$6.30

* Additional Occupational Wage data can be found on the Idaho Department of Labor Web site at lmi.idaho.gov.

Per Capita Income & Employment

Between 2004 and 2005 Valley County moved from fourth in the state in per capita income to third. A 5.1 percent increase moved per capita income from \$32,480 up to \$34,126, well above the state per capita income and slightly below the national per capita income. Valley County continues to have a growing number of wealthy residents moving to the area furthering comparisons to Blaine County and the Sun Valley area. Valley County has become a tourist destination and growth in industries such as leisure and hospitality and trade show it. Time will tell how the problems with the tourism industry and construction will affect covered employment in the coming year but the chance of these industries declining is pretty good.

Covered Employment & Average Annual Wages Per Job for 1997, 2006, & 2007	1997		2006		2007	
	Average Employment	Average Wages	Average Employment	Average Wages	Average Employment	Average Wages
Total Covered Wages	3,453	\$18,417	4,759	\$29,269	4,785	\$29,977
Agriculture	89	\$19,478	116	\$25,877	82	\$23,119
Mining	58	\$34,437	28	\$41,857	27	\$47,848
Construction	254	\$18,874	698	\$31,974	707	\$35,930
Manufacturing	130	\$26,729	54	\$28,571	65	\$28,035
Trade, Utilities, & Transportation	583	\$14,613	735	\$23,634	749	\$23,894
Information	50	\$31,049	60	\$45,638	47	\$49,880
Financial Activities	121	\$19,825	290	\$36,648	267	\$33,513
Professional and Business Services	122	\$28,054	228	\$34,421	240	\$35,285
Educational and Health Services	167	\$16,266	193	\$26,016	192	\$28,113
Leisure and Hospitality	784	\$8,594	1,197	\$22,466	1,214	\$22,329
Other Services	69	\$13,342	87	\$22,189	103	\$23,060
Government	1,026	\$24,686	1,072	\$36,182	1,092	\$37,089

Per Capita Income	1997	1998	1999	2000	2001	2002	2003	2004	2005	2006
Valley County	\$22,895	\$24,608	\$25,958	\$27,797	\$28,477	\$29,051	\$29,847	\$32,671	\$34,955	\$37,236
State of Idaho	\$20,648	\$21,789	\$22,786	\$24,077	\$25,024	\$25,221	\$25,524	\$27,361	\$28,301	\$29,920
United States	\$25,334	\$26,883	\$27,939	\$29,843	\$30,574	\$30,821	\$31,504	\$33,123	\$34,757	\$36,714

Information provided by U.S. Census Bureau

This county is served by the office listed below:
 Idaho Department of Labor
 299 S. Third St.
 McCall, ID 83638-0966 Ph: (208) 634-7102



labor.idaho.gov

This publication is produced by Idaho Department of Labor funded at least in part by federal grants from the U.S. Department of Labor. Costs associated with this specific publication are available by contacting Idaho Department of Labor.

Idaho Department of Labor is an equal opportunity employer/program. Auxiliary aids and services are available upon request to individuals with disabilities. Dial 711 for TTY Idaho Relay Service.